

CORKTOWN AD SCHEDULE

JANUARY - DECEMBER 2020

MARKETING@CORKTOWN.CA









CORKTOWN.ca

PRINT AD RATES

REACH OUR ENGAGED COMMUNITY

Featuring delivery to over 8,000 homes and 500+ businesses each issue, the Corktown News continues to grow after two decades in print.

| Size | B&W | Colour |
|---|-------|--------|
|  AD: 1/5 Page Front cover, colour only 9 7/8 x 2 1/2 (inches) 59p3 x 15p0 | n/a | \$425 |
|  AD: 1/10 Page Inside pages 4 7/8 x 2 1/2 (inches) 29p3 x 15p0 | \$75 | \$100 |
|  AD: 1/4 Page Inside pages 4 7/8 x 6 1/2 (inches) 29p3 x 39p3 | \$200 | \$250 |
|  AD: 1/2 Page Inside pages 9 7/8 x 6 1/2 (inches) 59p3 x 39p3 | \$350 | \$425 |
|  AD: 1 Page Inside pages, b&w only 9 7/8 x 13 1/4 (inches) 59p3 x 79p6 | \$575 | n/a |
|  AD: 1 Page Back cover, colour only 9 7/8 x 13 1/4 (inches) 59p3 x 79p6 | n/a | \$825 |

Looking to place an insert or sleeve covers?
Contact us for a personalized quote.

*Don't forget to add crop marks!



CIRCULATION STATS

GROWING WITH CORKTOWN

Our publication is delivered to every residential address within Corktown along with about 20% outside of our direct boundaries. Over 90% of recipients live in mid to high-rise Condos and have middle to high range income.

Demographic Data

AVG. HOUSEHOLD INCOME

\$125,000

RESIDENCE TYPE

60% Own / 40% Rent

EDUCATION

University Graduate

AGE

Predominantly 30 - 55 Years

PROFESSION

White Collar
Creative Professionals

FAMILY TYPE

Single
Young Families

More about our Readers



Make online purchases often from local and non-local companies



Will regularly make time to go out with friends and family



Like to share information and dinner on social media



Our audience is physically active and locally engaged

BUILD YOUR NEXT CAMPAIGN
WITH CORKTOWN TORONTO

REACH OUT TO BOOK YOUR AD
OR FOR MORE INFORMATION

MARKETING@CORKTOWN.CA



CORKTOWN AD SCHEDULE

JANUARY - DECEMBER 2020

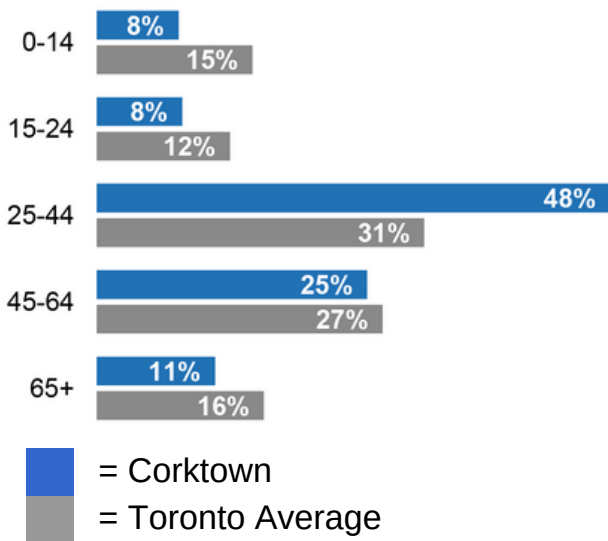
MARKETING@CORKTOWN.CA



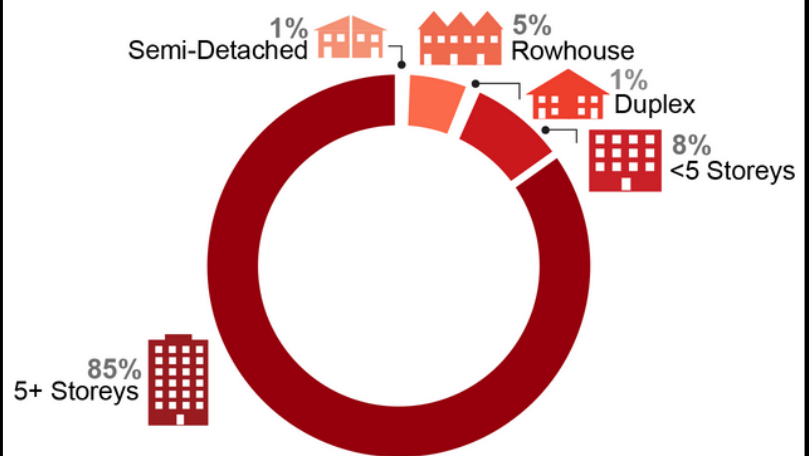
CORKTOWN.ca

Additional Demographic Information

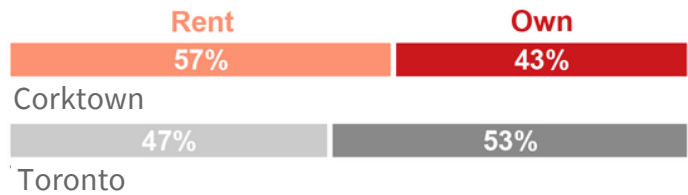
Population by Age Group



Occupied Private Dwellings by Structure Type

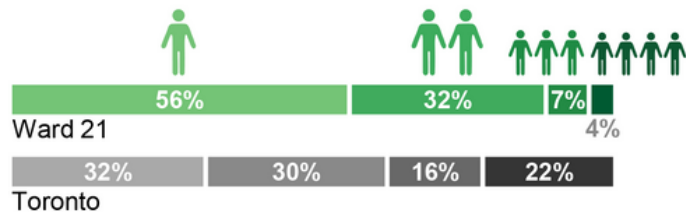


Tenure

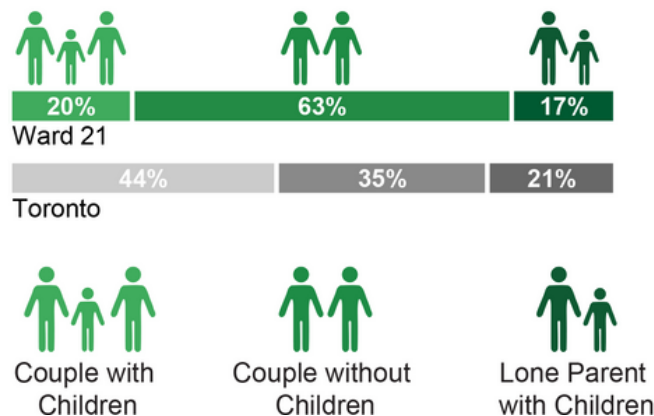


Average Number of People per Household **1.62**

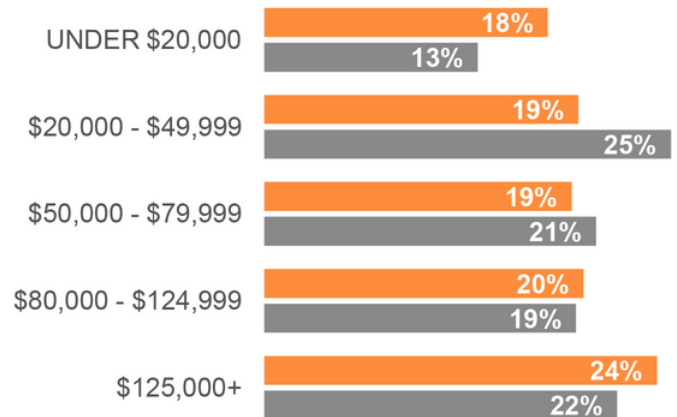
Households by Size



Family Composition by Type



Household Income



Legend:
■ = Corktown
■ = Toronto Average

Data sourced from Statistics Canada 2016 Census and City of Toronto